SHEMA KONSTRUKCIJ PRITLIČJA
M : 1 : 50

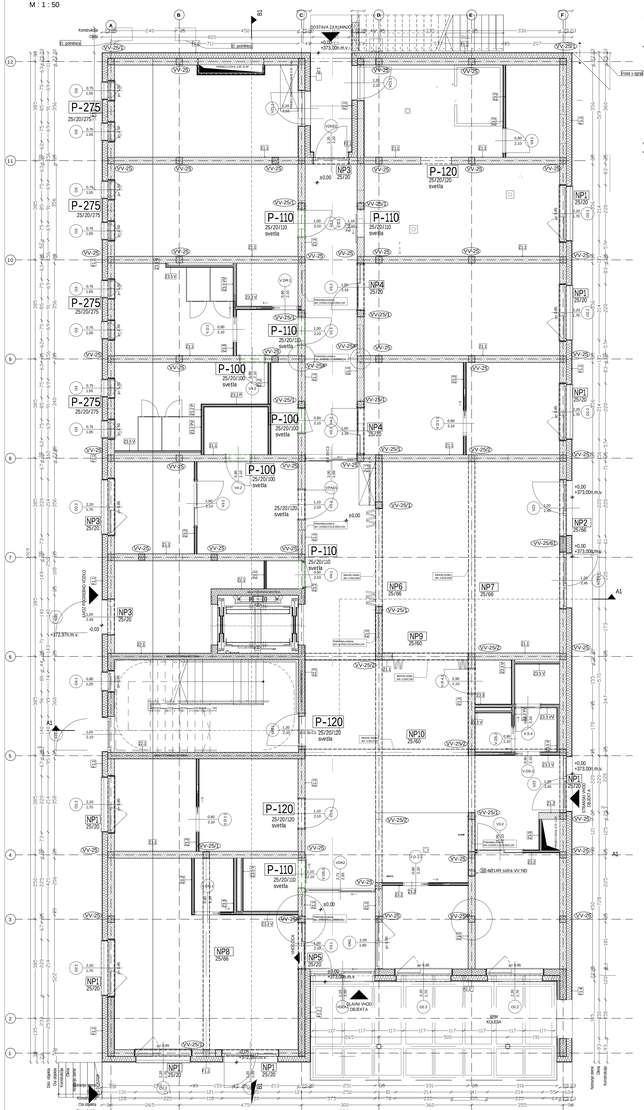

ARMATURA VERTIKALNE VEZI VV-25P
25/25 CM, kom : 4
M : 1 : 50



ARMATURA VERTIKALNE VEZI VV-25
25/25 CM, kom : 39
M : 1 : 50

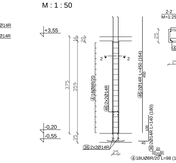

ARMATURA VERTIKALNE VEZI VV-25/1
25/25 CM, kom : 15
M : 1 : 50

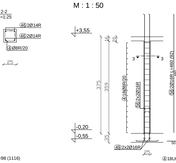

ARMATURA VERTIKALNE VEZI VV-25/2
25/25 CM, kom : 4
M : 1 : 50

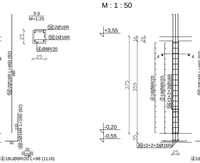

ARMATURA VERTIKALNE VEZI VV-25/61
25/61 CM, kom : 1
M : 1 : 50

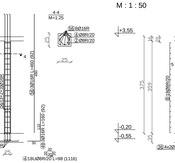

ARMATURA PREKLADE P-100
25/20 CM, kom : 3
M : 1 : 50



ARMATURA PREKLADE P-110
25/20 CM, kom : 5
M : 1 : 50



ARMATURA PREKLADE P-120
25/20 CM, kom : 3
M : 1 : 50

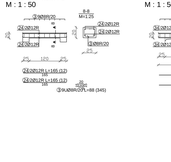

ARMATURA PREKLADE P-275
25/20 CM, kom : 4
M : 1 : 50



ARMATURA PREKLADE NP1
25/20 CM, kom : 9
M : 1 : 50 - nosilci po obodu-osi 1,A,F

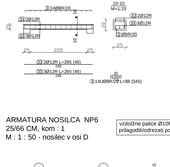

ARMATURA PREKLADE NP2
25/20 CM, kom : 1
M : 1 : 50 - nosilec v osi F

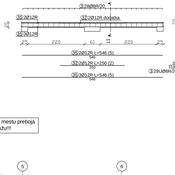

ARMATURA PREKLADE NP3
25/20 CM, kom : 1
M : 1 : 50 - nosilec med osema C-D

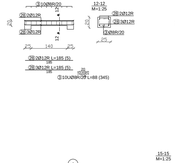

ARMATURA PREKLADE NP4
25/20 CM, kom : 2
M : 1 : 50 - nosilec ob osi D/8-10



ARMATURA PREKLADE NP5
25/20 CM, kom : 1
M : 1 : 50 - nosilec ob osi C/2-3



ARMATURA NOSILCA NP6
25/66 CM, kom : 1
M : 1 : 50 - nosilec v osi D

vzdolžne palce Ø10R na mestu preboja prilagodite/odrezati po opažuIII

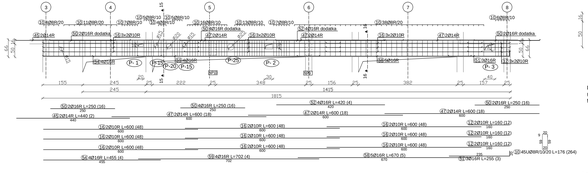

DOD. ARM. OKOLI PREBOJA P-1
20/10 CM, kom : 1
M : 1 : 50

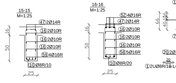

DOD. ARM. OKOLI PREBOJA
Ø15 CM, kom : 2
M : 1 : 50

DOD. ARM. OKOLI PREBOJA
Ø 20 CM, kom : 1
M : 1 : 50

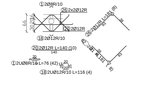

DOD. ARM. OKOLI PREBOJA
Ø 25 CM, kom : 1
M : 1 : 50

DOD. ARM. OKOLI PREBOJA P-2
20/20 CM, kom : 1
M : 1 : 50

DOD. ARM. OKOLI PREBOJA P-3
40/25 CM, kom : 1
M : 1 : 50

ARMATURA NOSILCA NP7
25/66 CM, kom : 1
M : 1 : 50 - nosilec v osi E

vzdolžne palce Ø10R na mestu preboja prilagodite/odrezati po opažuIII

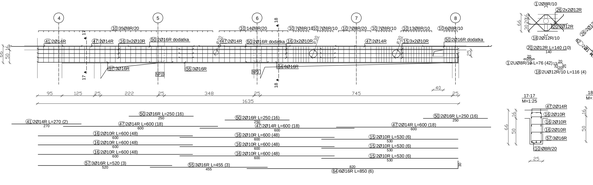

DOD. ARM. OKOLI PREBOJA
Ø 20 CM, kom : 1
M : 1 : 50

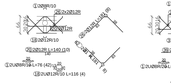

DOD. ARM. OKOLI PREBOJA
Ø 30 CM, kom : 2
M : 1 : 50

DOD. ARM. OKOLI PREBOJA P-3
40/25 CM, kom : 1
M : 1 : 50

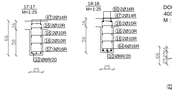

ARMATURA NOSILCA NP8
25/66 CM, kom : 1
M : 1 : 50 - nosilec v osi B/1-4

vzdolžne palce Ø10R na mestu preboja prilagodite/odrezati po opažuIII

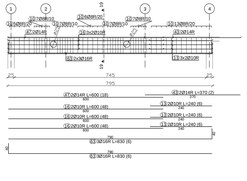

DOD. ARM. OKOLI PREBOJA
Ø 25 CM, kom : 2
M : 1 : 50

ARMATURA NOSILCA NP9
25/60 CM, kom : 1
M : 1 : 50 - nosilec v osi 6/C-E

vzdolžne palce Ø10R na mestu preboja prilagodite/odrezati po opažuIII

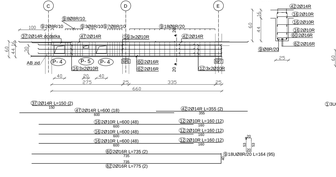

DOD. ARM. OKOLI PREBOJA P-4
40/30 CM, kom : 2
M : 1 : 50

DOD. ARM. OKOLI PREBOJA P-5
20/10 CM, kom : 1
M : 1 : 50

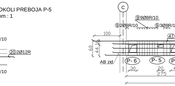

ARMATURA NOSILCA NP10
25/60 CM, kom : 1
M : 1 : 50 - nosilec v osi 5/C-F

vzdolžne palce Ø10R na mestu preboja prilagodite/odrezati po opažuIII

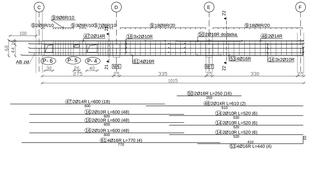

Nosilec ob osi B

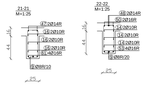

DOD. ARM. OKOLI PREBOJA P-4
40/30 CM, kom : 1
M : 1 : 50

DOD. ARM. OKOLI PREBOJA P-5
20/10 CM, kom : 1
M : 1 : 50

DOD. ARM. OKOLI PREBOJA P-6
40/30 CM, kom : 1
M : 1 : 50



Palice - specifikacija

kos	oblika in mere [cm]	Ø	lg [m]	n [kos]	lgn [m]
4-OSA VIŠNJA GORA , OBJEKT A- KONSTRUKCIJE PRITLIČJA , (1 kos)					
1	20 / 20 / 20 /